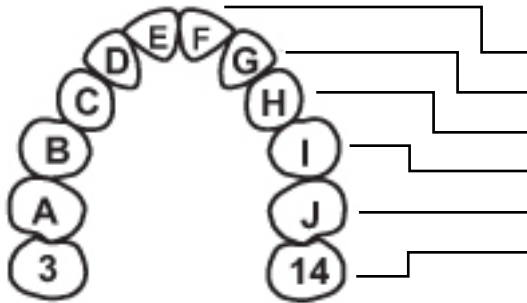


## Tooth Eruption Chart

When will my child's primary and permanent teeth come in?

### Primary Teeth

Baby



#### Erupt

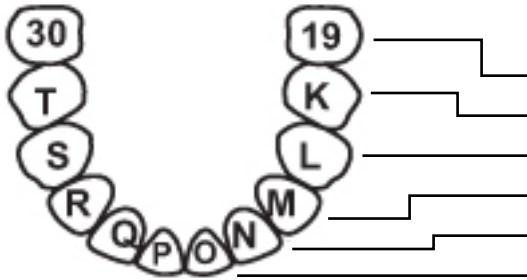
8-12 mon  
9-13 mon  
16-22 mon  
13-19 mon  
25-33 mon  
6-7 yrs

#### Exfoliate

6-7 yrs  
7-8 yrs  
10-12 yrs  
9-12 yrs  
10-12 yrs  
Permanent

#### Upper Teeth

Central Incisor  
Lateral Incisor  
Canine (Cuspid)  
First Molar  
Second Molar  
First (6 yr) Molar



#### Erupt

6-7 yrs  
23-31 mon  
14-18 mon  
17-23 mon  
10-16 mon  
6-10 mon

#### Exfoliate

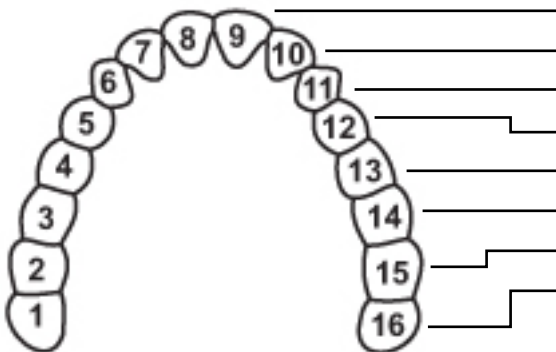
Permanent  
10-12 yrs  
9-11 yrs  
9-12 yrs  
7-8 yrs  
6-7 yrs

#### Lower Teeth

First (6 yr) Molar  
Second Molar  
First Molar  
Canine (Cuspid)  
Lateral Incisor  
Central Incisor

### Permanent Teeth

Adult

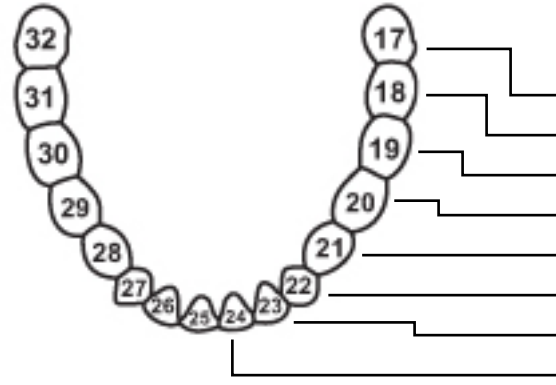


#### Erupt

7-8 yrs  
8-9 yrs  
11-12 yrs  
10-11 yrs  
10-12 yrs  
6-7 yrs  
12-13 yrs  
17-21 yrs

#### Upper Teeth

Central Incisor  
Lateral Incisor  
Canine (Cuspid, Eye Tooth)  
First Premolar (First Bicuspid)  
Second Premolar (Second Bicuspid)  
First Molar (6 yr Molar)  
Second Molar (12 yr Molar)  
Third Molar (Wisdom Tooth)



#### Erupt

17-21 yrs  
12-13 yrs  
6-7 yrs  
10-12 yrs  
10-11 yrs  
11-12 yrs  
8-9 yrs  
6-7 yrs

#### Lower Teeth

Third Molar (Wisdom Tooth)  
Second Molar (12 yr Molar)  
First Molar (6 yr Molar)  
Second Premolar (Second Bicuspid)  
First Premolar (First Bicuspid)  
Canine (Cuspid, Eye Tooth)  
Lateral Incisor  
Central Incisor