

## NUMBER SHAPE TEMPLATES



Package contents:  
4 Shape templates  
10 Number templates

Directions to create one set of numbers (0-9):

### SHAPES:

1. Copy pages 1 - 4 on colored card stock, according to the directions on each page.
2. Laminate colored pages.
3. Cut out laminated shapes, according to the directions on each page.


**Example:**




### NUMBERS PAGES:

Use pages 5 - 14 as a guide for children to lay pieces on to create each number. This page should be copied as it is, black & white.


**Example:**

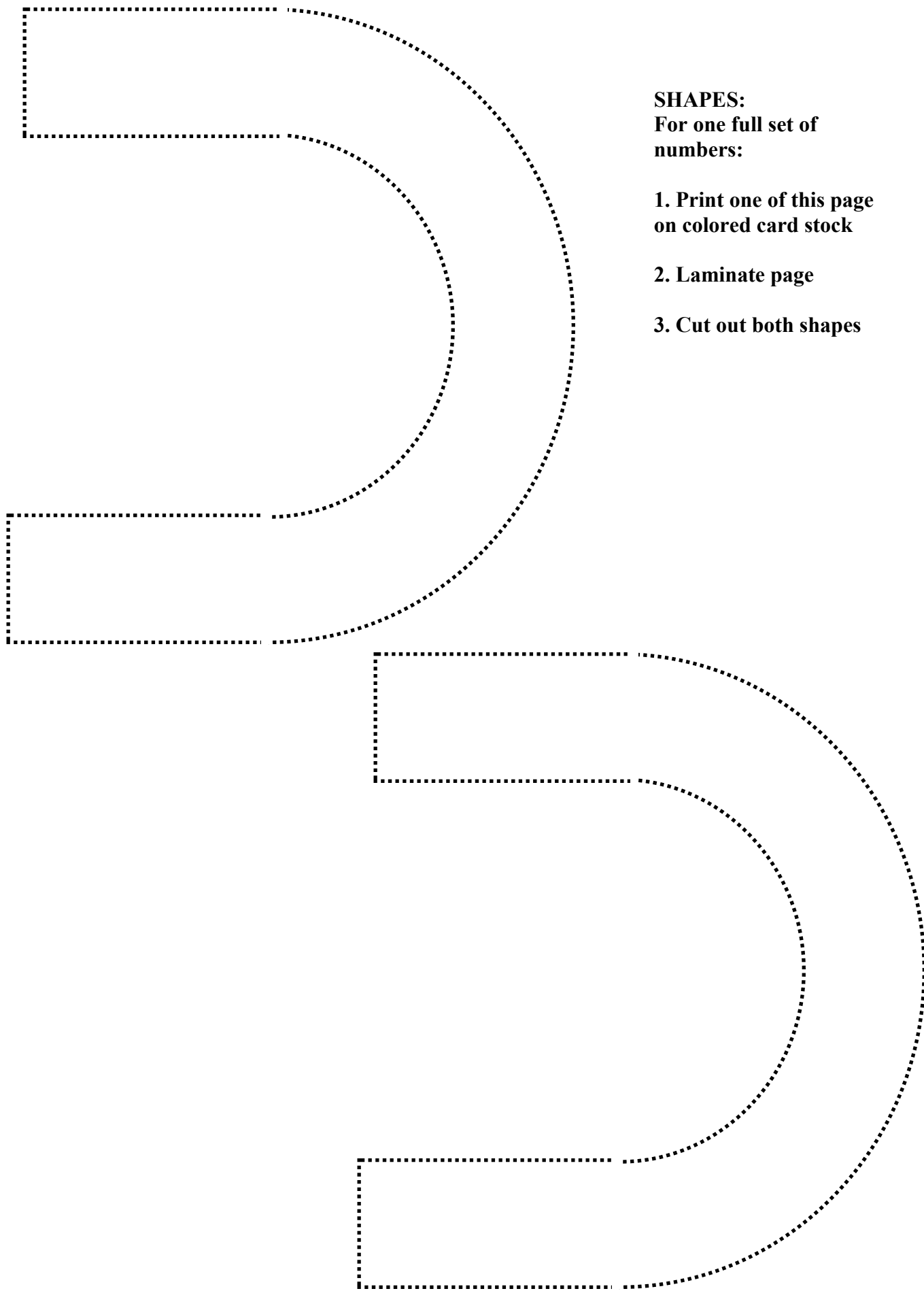




**SHAPES:**  
For one full set of  
numbers:

1. Print one of this page on colored card stock
2. Laminate page
3. Cut out 9 shapes





**SHAPES:**  
**For one full set of**  
**numbers:**

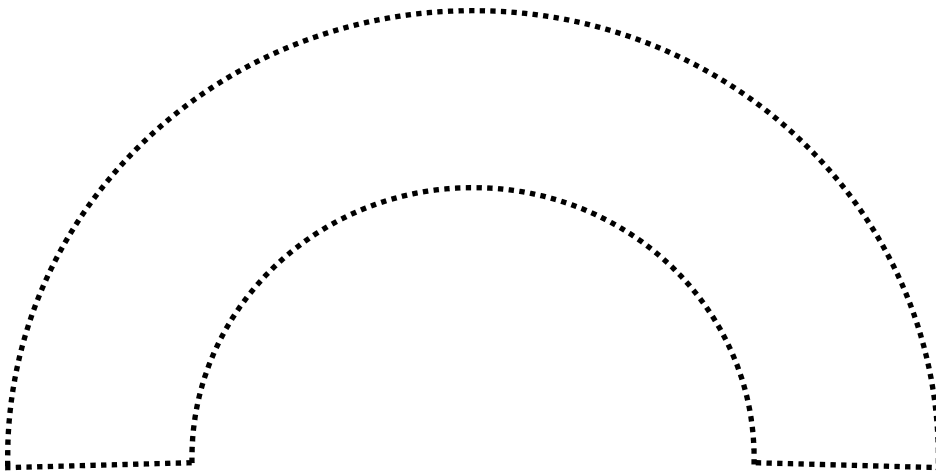
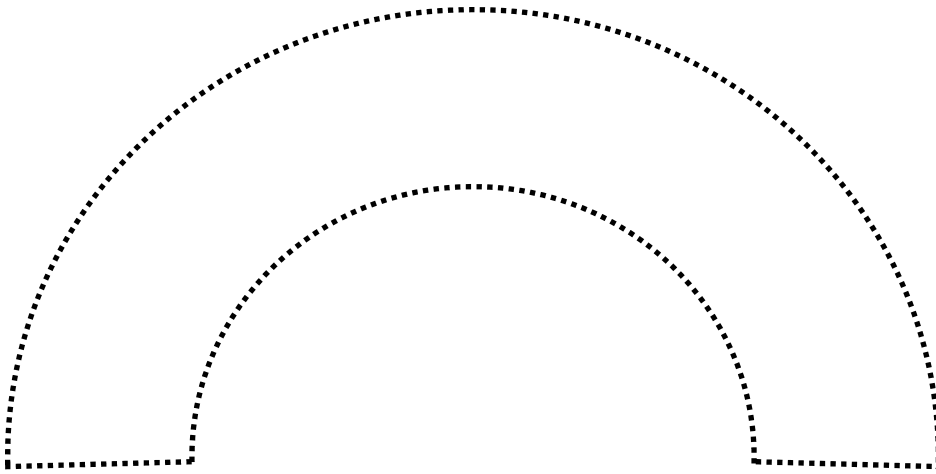
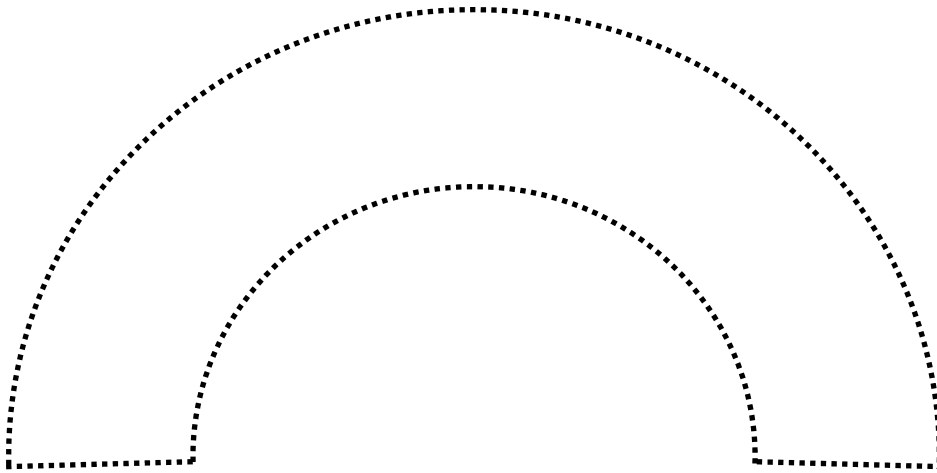
- 1. Print one of this page**  
**on colored card stock**
- 2. Laminate page**
- 3. Cut out both shapes**


**SHAPES:**  
For one full set of  
numbers:

**1. Print five of this page  
on colored card stock**

**2. Laminate page**

**3. Cut out 12 shapes**





**SHAPES:**  
**For one full set of**  
**numbers:**

- 1. Print one of this page**  
**on colored card stock**
- 2. Laminate page**
- 3. Cut out 3 shapes**

