



Shrink Art

- Use the templates below to create custom shrink art sun catchers and Fall decorations. Simply lay a PolyShrink sheet over the desired shape and trace over the template. Color your design, punch a hole for a string, then shrink! When your leaves are done, hang them from your windows or use as a table decoration.

Bring the beautiful colors of Fall into your home!

For more information about PolyShrink sheets, visit us at <http://www.escapadedirect.com/polyshrinkc.html>



TIP:
For larger leaves, use a copy machine to enlarge the templates.



Visit us online!


Go to <http://www.escapadedirect.com> for thousands of educational products and books, and for hundreds of FREE activities, printables, games, and more!

Shrink Art

- Use the templates below to create custom shrink art sun catchers and Fall decorations. Simply lay a PolyShrink sheet over the desired shape and trace over the template. Color your design, punch a hole for a string, then shrink! When your leaves are done, hang them from your windows or use as a table decoration.

Bring the beautiful colors of Fall into your home!

For more information about PolyShrink sheets, visit us at <http://www.escapadedirect.com/polyshrinkc.html>



TIP:
For larger leaves, use a copy machine to enlarge the templates.



Visit us online!

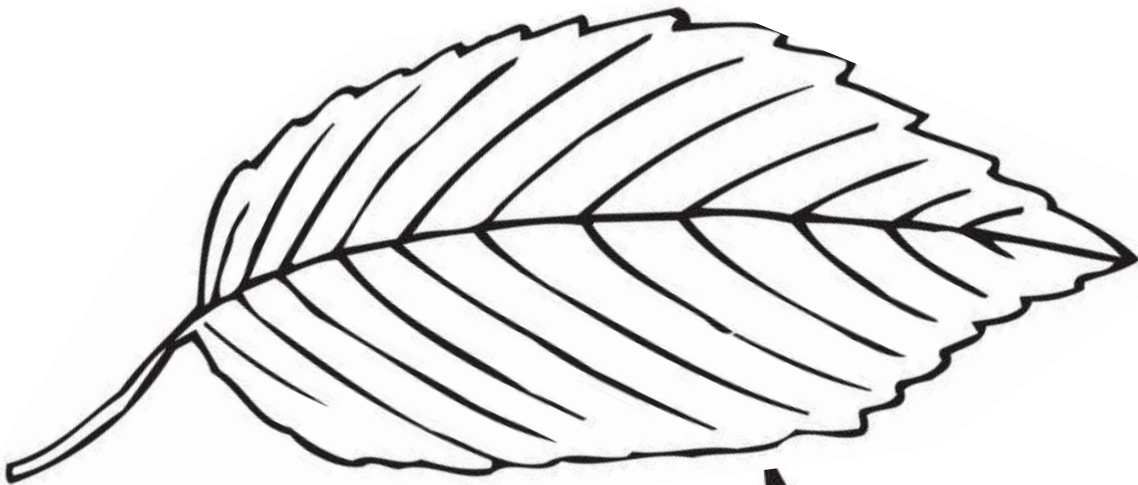
Go to <http://www.escapadedirect.com> for thousands of educational products and books, and for hundreds of FREE activities, printables, games, and more!

Shrink Art

- Use the templates below to create custom shrink art sun catchers and Fall decorations. Simply lay a PolyShrink sheet over the desired shape and
- trace over the template. Color your design, punch a hole for a string, then
- shrink! When your leaves are done, hang them from your windows or use
- as a table decoration.

Bring the beautiful colors
of Fall into your home!

For more information about PolyShrink sheets, visit us at <http://www.escapadedirect.com/polyshrinkc.html>



TIP:
For larger leaves, use a copy
machine to enlarge the templates.



Visit us online!

Go to <http://www.escapadedirect.com> for thousands of educational products and books, and for hundreds of FREE activities, printables, games, and more!

Shrink Art

- Use the templates below to create custom shrink art sun catchers and Fall decorations. Simply lay a PolyShrink sheet over the desired shape and trace over the template. Color your design, punch a hole for a string, then shrink! When your leaves are done, hang them from your windows or use as a table decoration.

Bring the beautiful colors of Fall into your home!

For more information about PolyShrink sheets, visit us at <http://www.escapadedirect.com/polyshrinkc.html>



TIP:
For larger leaves, use a copy machine to enlarge the templates.



Helping children think... outside the box™

Download Free Templates & Forms at Speedy Template <http://www.SpeedyTemplate.com/>
www.EscapadeDirect.com

Visit us online!

Go to <http://www.escapadedirect.com> for thousands of educational products and books, and for hundreds of FREE activities, printables, games, and more!