

# Basic Fingering Chart for Oboe



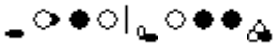
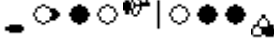
## First Octave: B<sub>3</sub> to C<sub>5</sub>

This fingering chart includes the primary fingerings learned by all oboists. These fingerings are the same on oboes and English horns unless specified otherwise.

Note	Written	Fingering	Description	
A <sub>3</sub> B <sub>3</sub>		123 <sup>Bb</sup>  123 <sub>C</sub>		Basic.
		123 123 <sub>C [B Bb]</sub>		Close the lower two holes of the bell with the knees. For oboes without the low Bb key.
B <sub>3</sub> C <sub>4</sub>		123 <sup>B</sup>  123 <sub>C</sub>		Basic.
B <sub>3</sub> C <sub>4</sub>		123 123 <sub>C</sub>		Basic.
C <sub>4</sub> D <sub>4</sub>		123 123 <sub>C#</sub>		Basic.
D <sub>4</sub>		123 123		Basic.
D <sub>4</sub> E <sub>4</sub>		123 123 <sub>Eb</sub>		Basic.
		123 <sup>Eb</sup>  123		Use in combination with C <sub>4</sub> and C <sub>#4</sub> .
E <sub>4</sub> F <sub>4</sub>		123 12-		Basic.
E <sub>4</sub> F <sub>4</sub>		123 12 <sub>F-</sub>		Basic.
		123 <sup>F</sup>  12-		Use in combination with fingerings involving RH 3.
		123 1-3		Use in combination with fingerings involving RH 3.
		123 1-3 <sub>Eb</sub>		Use in combination with fingerings involving RH 3.
F <sub>4</sub> G <sub>4</sub>		123 1--		Basic.
G <sub>4</sub>		123 ---		Basic.

G $\sharp$ <sub>4</sub> A $\flat$ <sub>4</sub>		123 <sup>G#</sup>  ---	●●●● <sup>4</sup>  ○○○	Basic.
		123  <sup>G#</sup> ---	●●●  <sub>u</sub> ○○○	Trill fingering, open-hole.
		123  <sub>A</sub> ---	●●●  <sub>b</sub> ○○○	Trill fingering, closed-hole.
A <sub>4</sub>		12- ---	●●○ ○○○	Basic.
A $\sharp$ <sub>4</sub> B $\flat$ <sub>4</sub>		12- 1--	●●○ ●○○	Basic.
		1 <sup>B2</sup> - 1--	●●●○ ●○○	Trill fingering with B <sub>4</sub> .
B <sub>4</sub> C $\flat$ <sub>5</sub>		1-- ---	●○○ ○○○	Basic.
		1 <sup>B</sup> -- 1--	●●○○ ○○○	Trill fingering with A $\sharp$ <sub>4</sub> .
B $\sharp$ <sub>4</sub> C <sub>5</sub>		1-- 1--	●○○ ●○○	Basic.
Note	Written	Fingering		Description
C $\sharp$ <sub>5</sub> D $\flat$ <sub>5</sub>		023 123 <sup>C#</sup>	○●●● ●●●● <sub>4</sub>	Basic.
D <sub>5</sub>		023 123	○●●● ●●●●	Basic.
D $\sharp$ <sub>5</sub> E $\flat$ <sub>5</sub>		023 123 <sup>Eb</sup>	○●●● ●●●● <sub>4</sub>	Basic.
E <sub>5</sub> F $\sharp$ <sub>5</sub>		I 123 12-	<sub>u</sub> ●●●● ●●○○	Basic.
E $\sharp$ <sub>5</sub> F <sub>5</sub>		I 123 12 <sup>F-</sup>	<sub>u</sub> ●●●● ●●● <sup>4</sup> ○	Basic.
		I 123 <sup>F</sup>  12-	<sub>u</sub> ●●●● <sup>4</sup>  ●●○○	Use in combination with fingerings involving RH 3.
		I 123 1-3	<sub>u</sub> ●●●● ○○●●	Use in combination with fingerings involving RH 3.
		I 123 1-3 <sup>Eb</sup>	<sub>u</sub> ●●●● ●○○● <sub>4</sub>	Use in combination with fingerings involving RH 3.
F $\sharp$ <sub>5</sub> G $\sharp$ <sub>5</sub>		I 123 1--	<sub>u</sub> ●●●● ●○○○	Basic.

<b>G<sub>5</sub></b>		I 123 ---		Basic.
<b>G<sub>5</sub> A<sub>5</sub> B<sub>5</sub></b>		I 123 <sup>G#</sup>  ---		Basic.
		I 123  <sub>G#</sub> ---		Open-hole, trill fingering.
		I 123  <sub>A</sub> ---		Closed-hole, trill fingering.
<b>A<sub>5</sub></b>		<sup>II</sup> 12- ---		Basic.
<b>A<sub>5</sub> B<sub>5</sub></b>		<sup>II</sup> 12- 1--		Basic.
<b>B<sub>5</sub> C<sub>6</sub></b>		<sup>II</sup> 1-- ---		Basic.
		<sup>II</sup> 1 <sup>B</sup> -- 1--		Trill fingering with B <sub>b5</sub> .
<b>B<sub>5</sub> C<sub>6</sub></b>		<sup>II</sup> 1-- 1--		Basic.
Note	Written	Fingering		Description
<b>C<sub>6</sub> D<sub>6</sub></b>		-23 1--c		Basic.
<b>D<sub>6</sub></b>		023 ---c		Basic.
		023 2-c		Basic. Good intonation.
<b>D<sub>6</sub> E<sub>6</sub></b>		023 <sup>B</sup>  23		Basic.
		023 23 <sub>Eb</sub>		Basic. Use in combination with E <sub>b5</sub> or D <sub>6</sub> .
<b>E<sub>6</sub> F<sub>6</sub></b>		I 023 <sup>G# Eb</sup>  23		Basic.
		I 023  <sub>G#</sub> 23 <sub>Eb</sub>		Basic.
		I 023 <sup>B</sup>   <sub>G#</sub> 23 <sub>Eb</sub>		
		I 023 <sup>G#</sup>  23 <sub>Eb</sub>		Basic.
		I 02- ---		

<b>E<sub>6</sub></b> <b>F<sub>6</sub></b>		I 02- <sup>G#</sup> E <sub>b</sub>   <sub>-23</sub>		Basic.
		I 02-  <sup>G#</sup> -23 <sub>E<sub>b</sub></sub>		Basic.
		I 02- <sup>G#</sup>   <sub>-23</sub> <sub>E<sub>b</sub></sub>		Basic.